

IDEAL

**IDEAL trimmers
ensure a precise
cut.**



Model overview / **Trimmers**

Trimmers



	1133	1142	1135	1046
Cutting length, mm	340	430	350	460
Cutting capacity in sheets (paper, 70 g/m ²)	15	15	25	30
Format indications	A6-A4 / photo sizes	A6-A4 / photo sizes	A6-A4 / letter size	A6-A3/American sizes
Resharpenable blades	—	—	●	●
Clamping	manual clamp bar	manual clamp bar	automatic / EASY-LIFT	automatic / EASY-LIFT
Blade guard	guard on clamp bar	guard on clamp bar	stationary	stationary
Side lay	●	●	●	●
Backgauge	●	●	●	●
Front gauge	—	—	—	—
Calibrated rotary knob for front gauge	—	—	—	—
Narrow strip cutting device	—	—	—	—
Measuring scale	mm	mm	mm / inches	mm / inches
Solid all-metal construction	—	—	●	●
Table size, mm, W x D	250 x 340	250 x 430	304 x 385	356 x 510
Dimensions, mm, H x W x D	85 x 290 x 570	85 x 290 x 660	325 x 340 x 585	385 x 390 x 700
Weight, kg	2.5	3	4.5	7.5




Blades from 'Solingen Steel'
The high-quality upper and lower blades can be resharpened (models IDEAL 1135 - IDEAL 1110).



Backgauge and scale
The format indications printed on the cutting tables allow accurate trimming to the desired size.



Convenient handle
An ergonomically designed handle fits the hand perfectly and guarantees fatigue-free operation.



Cutting line indicator
The red cutting line indicator, which is integrated into the clamp bar, allows precise aligning of the paper to be cut.




1138	1158	1171	1110
385	580	710	1100
50	40	40	20 sheets / 4 mm
A6-A4 / letter size	A6-A3 / American sizes	A6-A3 / American sizes	A6-A3 / American sizes
•	•	•	•
manual clamp	manual clamp	manual clamp	foot pedal
automatic	automatic	stationary	stationary
•	•	•	•
•	•	•	•
—	—	—	•
—	—	—	•
—	—	—	•
mm / inches	mm / inches	mm / inches	mm / inches
•	•	•	• (machine frame)
356 x 403	356 x 604	506 x 765	760 x 1100
260 x 380 x 575	260 x 390 x 800	520 x 540 x 970	1360 x 830 / 1060 ¹ x 1390
8	13	21	60

¹ Fold-away extension table in working position



EASY-LIFT

The patented paper release lever lifts up the automatic clamp for convenient removal of the paper from the cutting table.




Manual clamp

With this solid manual clamping device a variable clamp pressure can be applied depending on the material to be cut.



Solid blade mounting bracket

Cast aluminium blade mounting bracket with double pivot bearings for the blade axle guarantees highly accurate rectangular cuts and a long service life.



Front gauge and side table

Practical: A fold-away extension table supports the material to be cut and is especially useful in combination with the adjustable front gauge.

